



MG24 Dev Kit	
Board Function	Page
Title Page	1
EFR32MG24	2
User Interface	3
Sensors & Peripherals	4
On-board Debugger	5
Power & Mini Simplicity	6

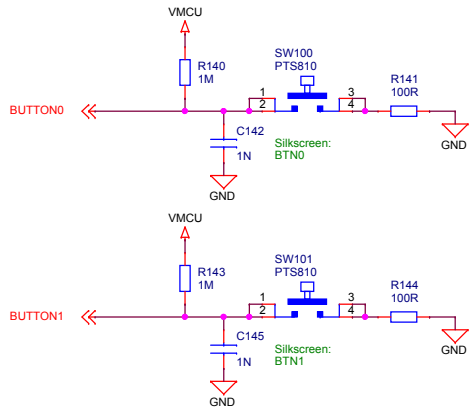
Revision History	
Rev.	Description
A00	Initial version.



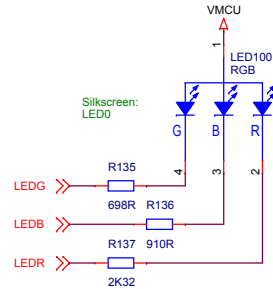
LEGAL NOTICE:
SILICON LABORATORIES INC. ("SILICON LABS") AND/OR ITS LICENSORS DO NOT WARRANT THE ACCURACY OR COMPLETENESS OF THIS SCHEMATIC OR ANY INFORMATION CONTAINED WITHIN THIS SCHEMATIC. IT IS PROVIDED "AS-IS" FOR REFERENCE ONLY. SILICON LABS DOES NOT WARRANT THAT THIS DESIGN WILL MEET THE SPECIFICATIONS, BE SUITABLE FOR YOUR APPLICATION OR FIT FOR ANY PARTICULAR PURPOSE, OR WILL OPERATE IN YOUR IMPLEMENTATION. SILICON LABS AND ITS LICENSORS DO NOT WARRANT THAT THE DESIGN IMPLIED IN THIS SCHEMATIC IS PRODUCTION-WORTHY. YOU SHOULD COMPLETELY VALIDATE AND TEST YOUR DESIGN IMPLEMENTATION TO CONFIRM SYSTEM FUNCTIONALITY FOR YOUR APPLICATION.

 SILICON LABS		Board Name	
		EFR32MG24 Dev Kit	
Designed MAH		Page Title	
		Title Page	
Approved RGU		Board Number	Revision
		BRD2601B	A00
Size A3	Sheet Modified Date Wednesday, September 29, 2021	Sheet 1 of 6	
<small>COPYRIGHT SILICON LABORATORIES INC. 2021 CONFIDENTIAL – SUBJECT TO TERMS OF USE</small>			

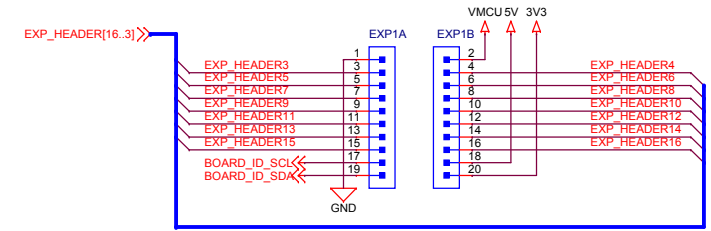
Push Buttons



RGB LED



Breakout Pads - EXP Header



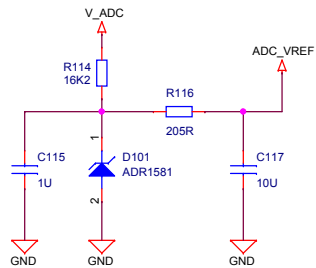
EXP Header Functionality

2	VMCU	
4	PC03	SPI_COPI
6	PC02	SPI_CIPO
8	PC01	SPI_SCK
10	PA07	SPI_CS
12	PA05	UART_TX
14	PA06	UART_RX
16	PC05	I2C_SDA
18	5V	
20	3V3	

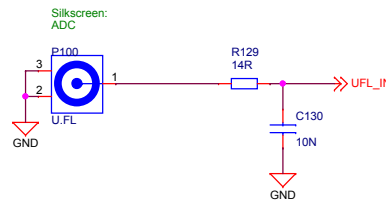
1	GND	
3	PB02	GPIO
5	AIN3	ADC_INN
7	AIN2	ADC_INP
9	PB00	GPIO
11	PB03	GPIO
13	PD02	GPIO
15	PC04	I2C_SCL
17	Reserved for EXP Board Identification	
19	Reserved for EXP Board Identification	

All signals routed to the EXP header are used on the board as well. Take care to avoid signal conflicts (see page 2 for signal assignments).

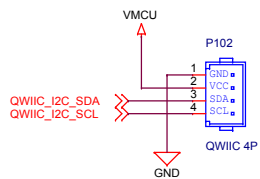
ADC VREF



U.FL ADC Connector

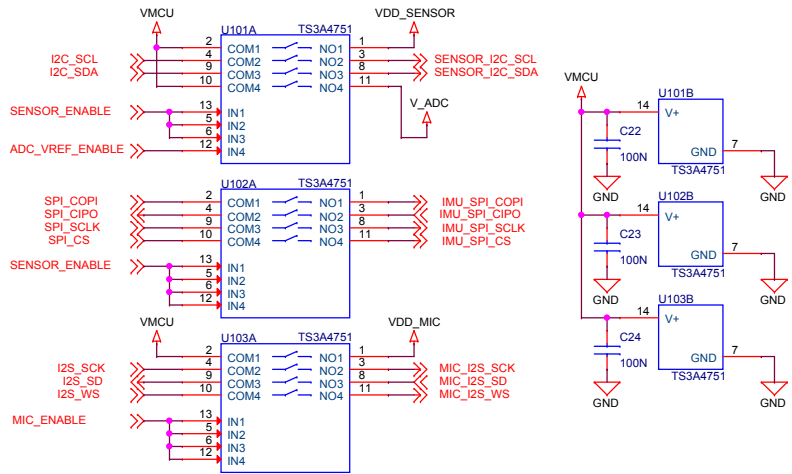


Qwiic Connector



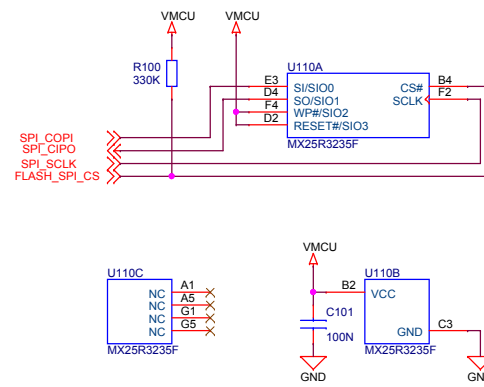
		Board Name	EFR32MG24 Dev Kit
		Page Title	User Interface
Designed MAH	Approved RGU	Board Number	BRD2601B
Size A3	Sheet Modified Date Wednesday, September 29, 2021	Revision	A00
COPYRIGHT SILICON LABORATORIES INC. 2021 CONFIDENTIAL – SUBJECT TO TERMS OF USE			Sheet 3 of 6

Sensor Power/Isolation

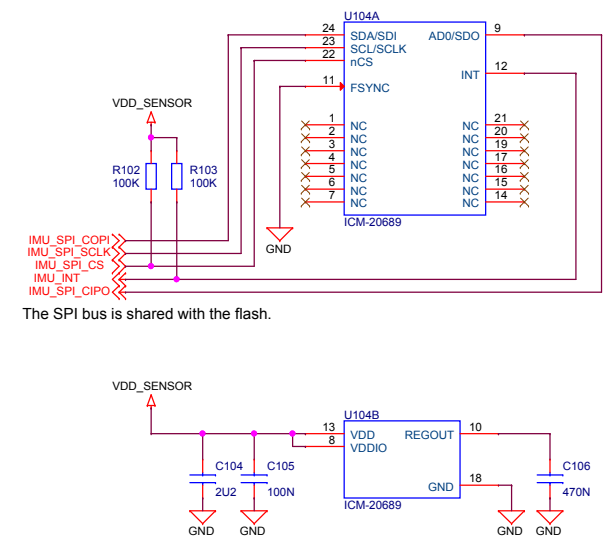


There are no pull-down resistors on the enable pins, and software should therefore immediately drive the lines to prevent the pins from floating.

SPI Flash

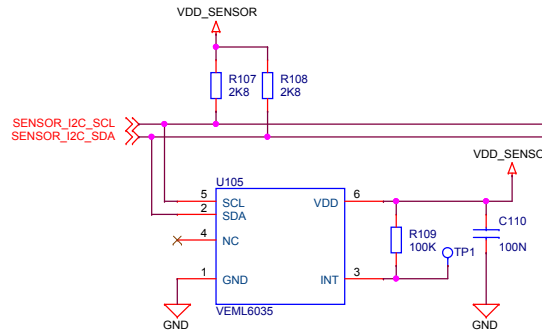


6-axis Inertial Sensor (IMU)

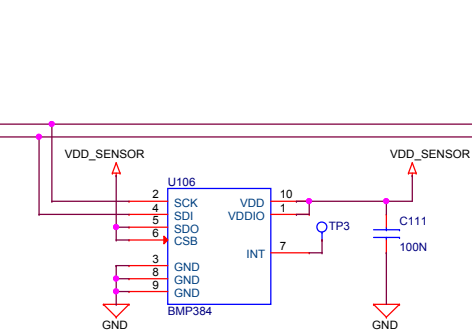


The SPI bus is shared with the flash.

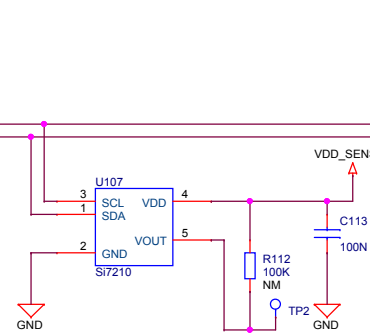
Ambient Light Sensor



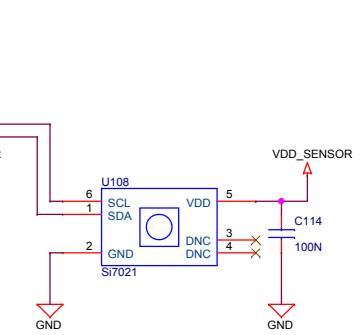
Pressure Sensor



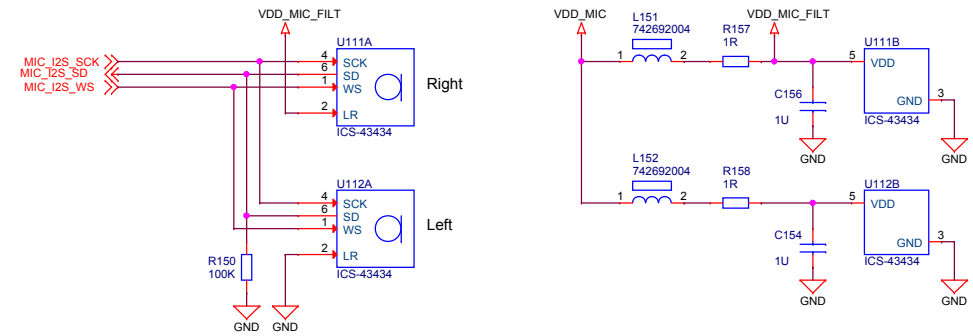
Hall-effect Sensor



RH/Temp Sensor

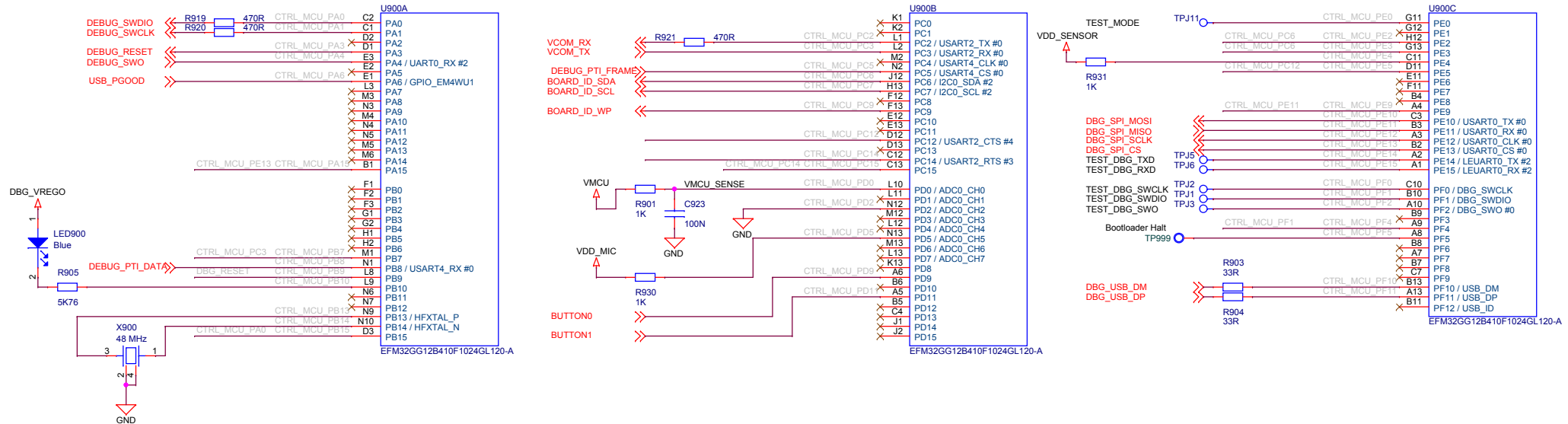


Stereo Microphones

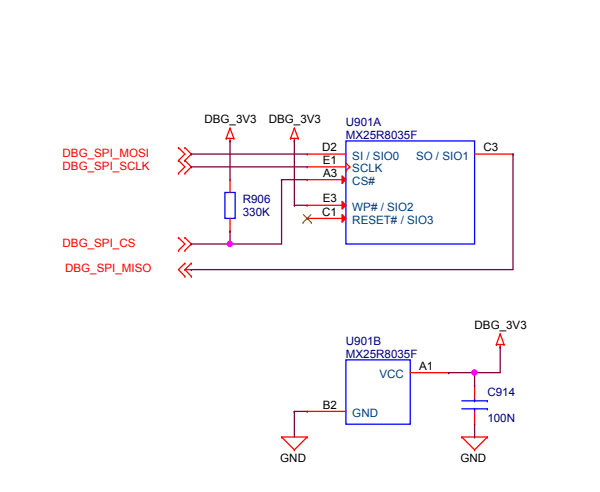


		Board Name	
		EFR32MG24 Dev Kit	
Designed MAH		Page Title	
		Sensors & Peripherals	
Size A3		Board Number	
		BRD2601B	
Approved RGU		Revision	
		A00	
Sheet Modified Date Wednesday, September 29, 2021		Copyright Silicon Laboratories Inc. 2021 CONFIDENTIAL – SUBJECT TO TERMS OF USE	
Sheet 4 of 6			

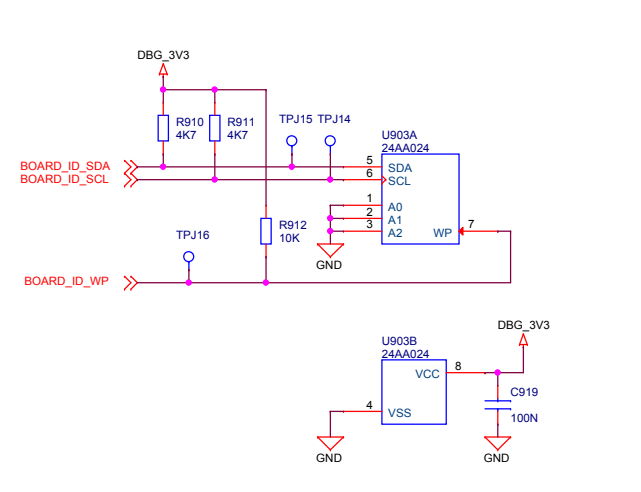
On-board Debugger



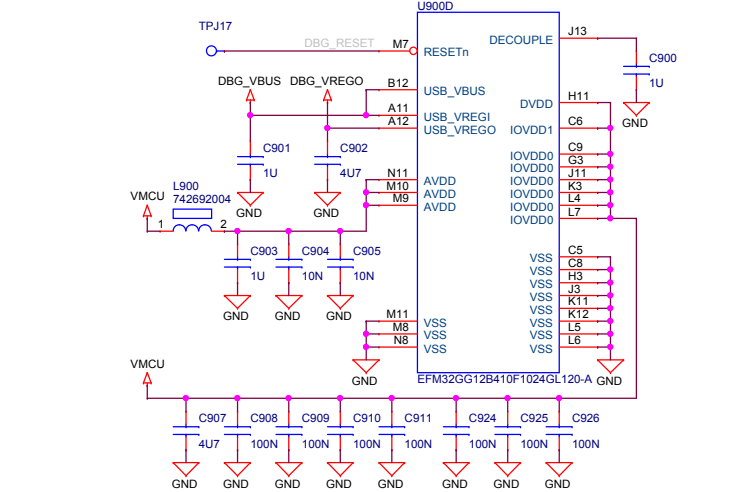
Serial Flash



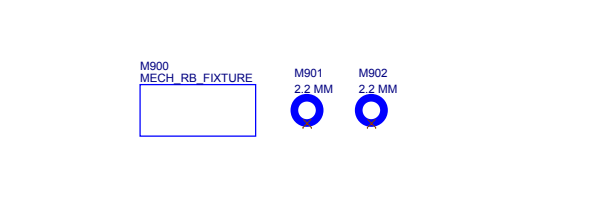
Board ID



Power & Decoupling

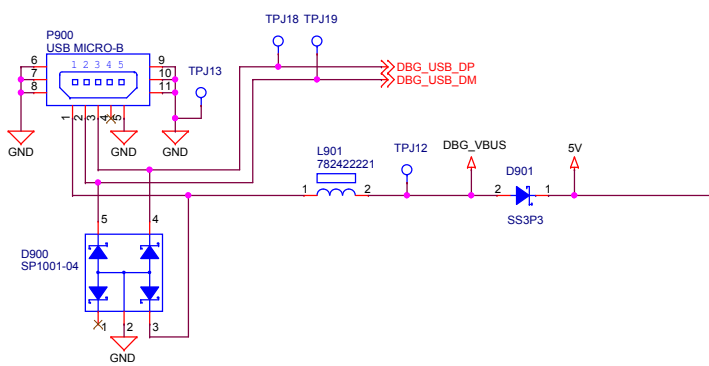


Mechanical

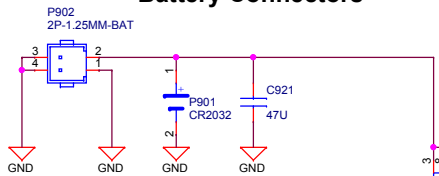


		Board Name	EFR32MG24 Dev Kit
		Page Title	On-board Debugger
Designed MAH	Approved RGU	Board Number	BRD2601B
Size A3	Sheet Modified Date Wednesday, September 29, 2021	Revision	A00
COPYRIGHT SILICON LABORATORIES INC. 2021			CONFIDENTIAL – SUBJECT TO TERMS OF USE
			Sheet 5 of 6

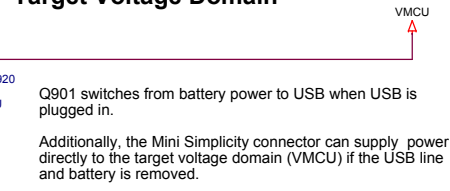
Debug USB Connection



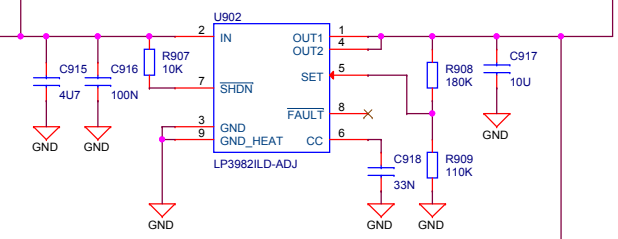
Battery Connectors



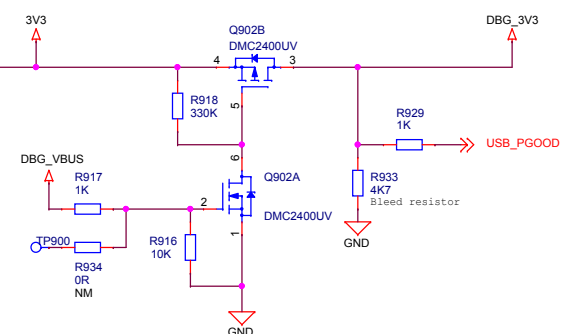
Target Voltage Domain



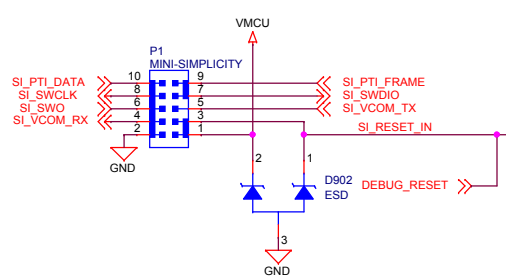
3.3V Regulator



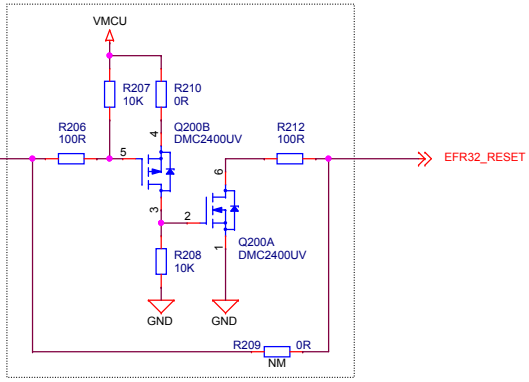
Debugger Power Isolation



Mini Simplicity Connector



Non-inverting open drain buffer



RESETn on U1 has an internal pull-up to DVDD. The purpose of this circuit is to prevent current flowing from VMCU to DVDD through this pull-up if a connected debugger has a pull-up resistor from reset to VMCU.

		Board Name	
		EFR32MG24 Dev Kit	
Designed MAH		Page Title	
		Power & Mini Simplicity	
Size A3		Board Number	
		BRD2601B	
Approved RGU		Revision	
Sheet Modified Date Tuesday, October 05, 2021		A00	
COPYRIGHT SILICON LABORATORIES INC. 2021 CONFIDENTIAL – SUBJECT TO TERMS OF USE			
Sheet 6 of 6			