




EFR32xG22 QFN32 Radio Board

2.4 GHz 6 dBm

Board Function	Page
Title Page	1
RF, Antenna & Power	2
I/O Port Connections	3
WSTK Connectors & Board ID	4

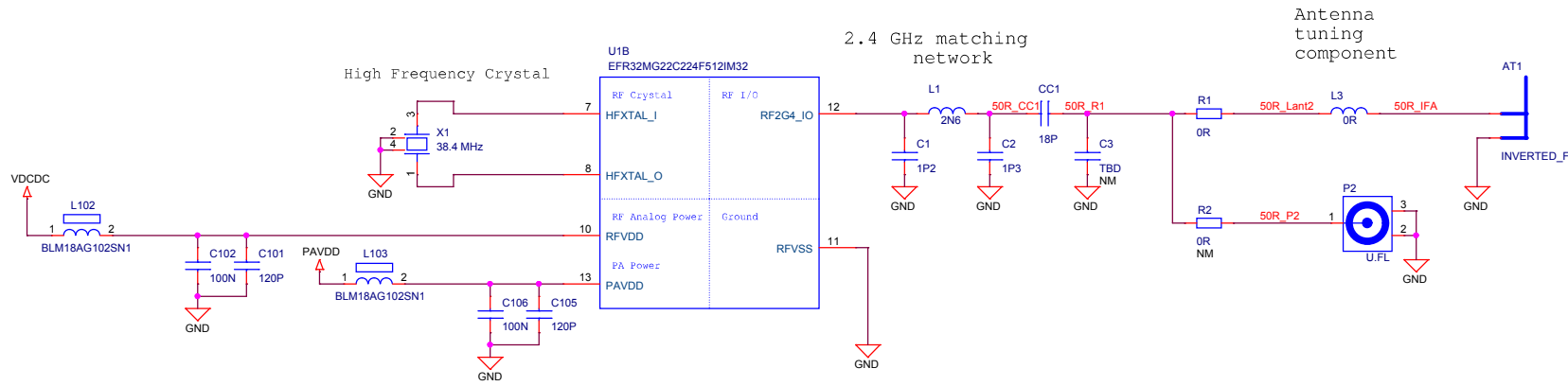
Revision History	
Rev.	Description
A00	Initial production release.

LEGAL NOTICE:
 SILICON LABORATORIES INC. ("SILICON LABS") AND/OR ITS LICENSORS DO NOT WARRANT THE ACCURACY OR COMPLETENESS OF THIS SCHEMATIC OR ANY INFORMATION CONTAINED WITHIN THIS SCHEMATIC. IT IS PROVIDED "AS-IS" FOR REFERENCE ONLY. SILICON LABS DOES NOT WARRANT THAT THIS DESIGN WILL MEET THE SPECIFICATIONS, BE SUITABLE FOR YOUR APPLICATION OR FIT FOR ANY PARTICULAR PURPOSE, OR WILL OPERATE IN YOUR IMPLEMENTATION. SILICON LABS AND ITS LICENSORS DO NOT WARRANT THAT THE DESIGN IMPLIED IN THIS SCHEMATIC IS PRODUCTION-WORTHY. YOU SHOULD COMPLETELY VALIDATE AND TEST YOUR DESIGN IMPLEMENTATION TO CONFIRM SYSTEM FUNCTIONALITY FOR YOUR APPLICATION.



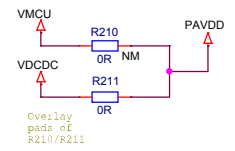
 SILICON LABS		Schematic Title	
		EFR32xG22 QFN32 2.4 GHz 6 dBm Radio Board	
Designed: TAB		Approved: JSH	
Page Title		Title Page	
Size: A3	BOM Doc No: <Cage Code>	Document number	Revision
Design Created Date: Friday, November 03, 2017	Sheet Created Date: Friday, November 03, 2017	BRD4183A	A00
	Sheet Modified Date: Wednesday, December 11, 2019	Sheet	1 of 4

Antenna & Radio Interface

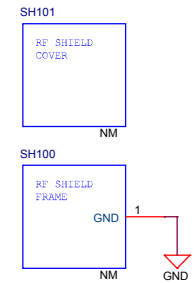


PAVDD Configuration

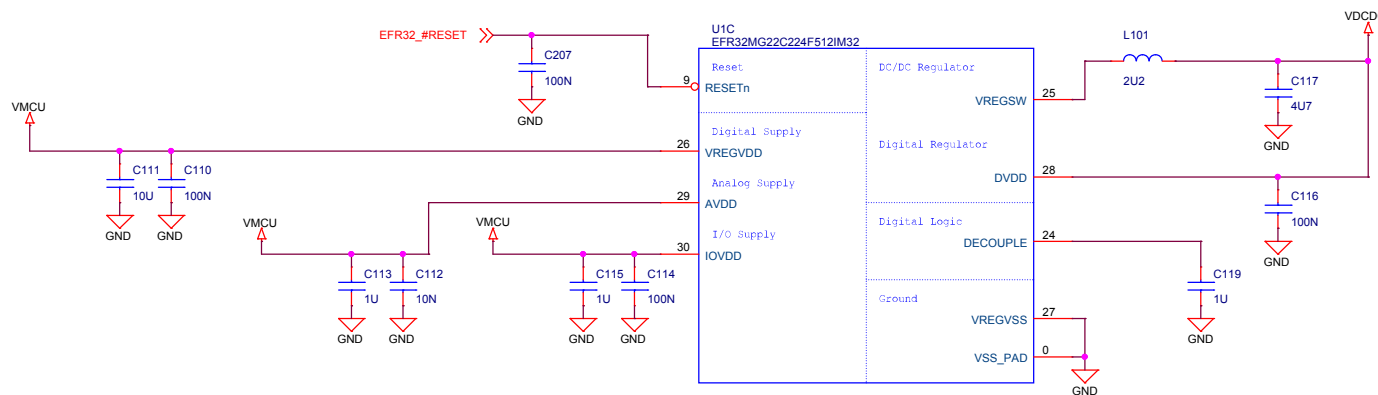
	Power Config 1 VMCU to PAVDD	Power Config 2 DCDC to PAVDD
R210	Mount	Not mount
R211	Not mount	Mount



RF Shielding

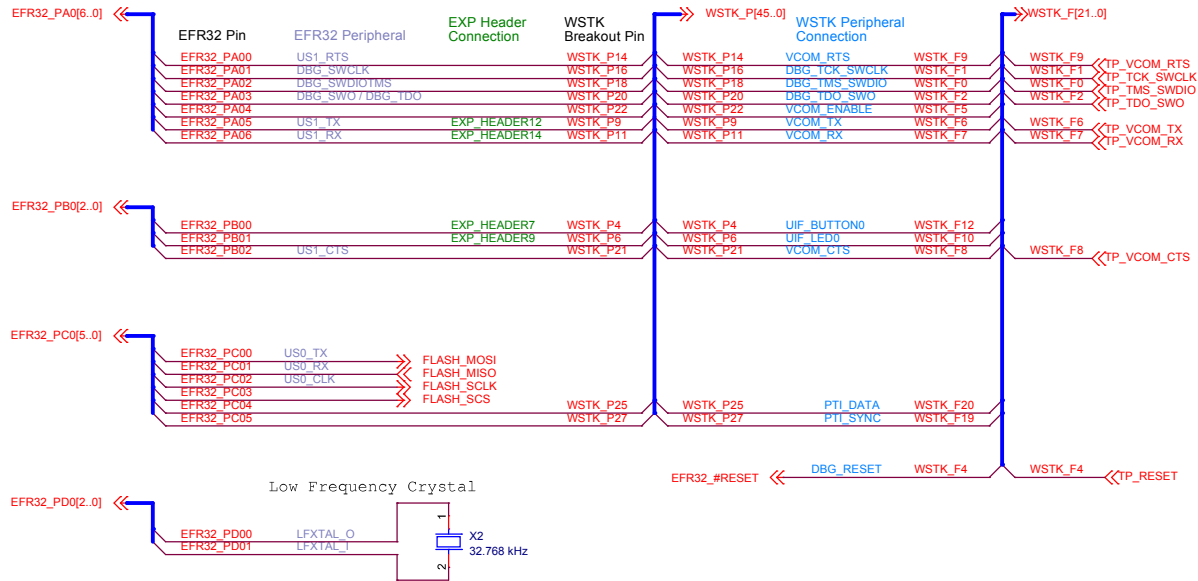


Power & Decoupling

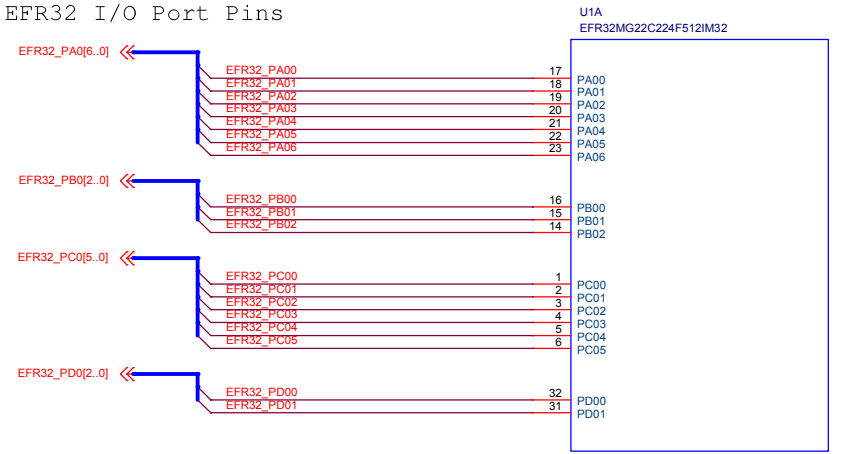


		Schematic Title	
		EFR32xG22 QFN32 2.4 GHz 6 dBm Radio Board	
Designed: TAB Approved: JSH		Page Title	
		RF, Antenna and Power	
Size A3	BOM Doc No: <Cage Code>	Document number BRD4183A	Revision A00
Design Created Date: Friday, November 03, 2017	Sheet Created Date Friday, November 03, 2017	Sheet Modified Date Wednesday, December 11, 2019	Sheet 2 of 4

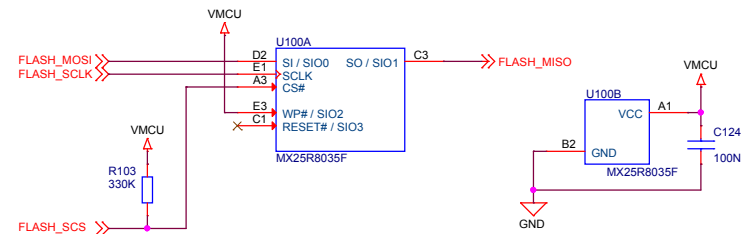
EFR32 Pin Mapping



EFR32 I/O Port Pins

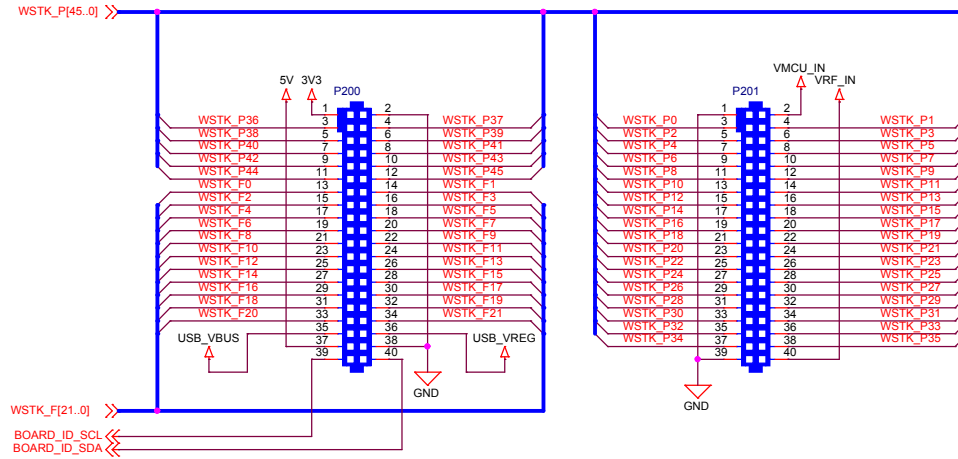


Serial Flash

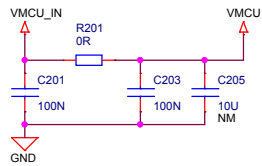


		Schematic Title	
		EFR32xG22 QFN32 2.4 GHz 6 dBm Radio Board	
Page Title I/O Port Connections		Document number	
		BRD4183A	
Designed: TAB	Approved: JSH	Design Created Date: Friday, November 03, 2017	Revision A00
Size A3	BOM Doc No: <Cage Code>	Sheet Created Date Friday, November 03, 2017	Sheet Modified Date Wednesday, December 11, 2019
		Sheet 3 of 4	

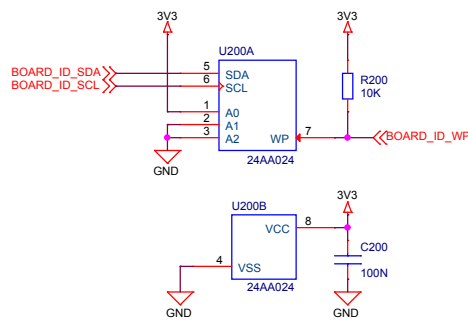
WSTK Connectors



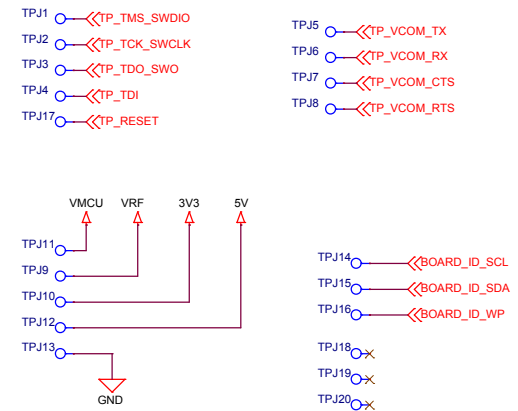
WSTK Power Decoupling



Board Identification



Test Points



		Schematic Title	
		EFR32xG22 QFN32 2.4 GHz 6 dBm Radio Board	
Designed: TAB Approved: JSH		Page Title	
		WSTK Connectors & Board ID	
Size A3	BOM Doc No: <Cage Code>	Document number BRD4183A	Revision A00
Design Created Date: Friday, November 03, 2017		Sheet Created Date Friday, November 03, 2017	Sheet Modified Date Wednesday, December 11, 2019
		Sheet	4 of 4