



EFR32xG22 QFN32 Radio Board

2.4 GHz 6 dBm

Board Function	Page
	1
RF, Antenna & Power	2
I/O Port Connections	3
WSTK Connectors & Board ID	4



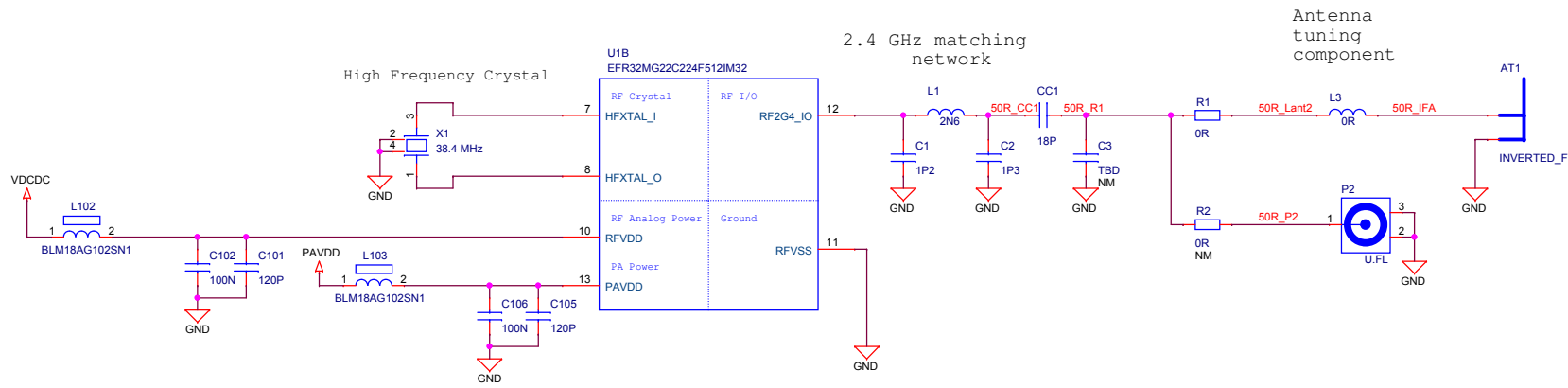
LEGAL NOTICE:
 SILICON LABORATORIES INC. ("SILICON LABS") AND/OR ITS LICENSORS DO NOT WARRANT THE ACCURACY OR COMPLETENESS OF THIS SCHEMATIC OR ANY INFORMATION CONTAINED WITHIN THIS SCHEMATIC. IT IS PROVIDED "AS-IS" FOR REFERENCE ONLY. SILICON LABS DOES NOT WARRANT THAT THIS DESIGN WILL MEET THE SPECIFICATIONS, BE SUITABLE FOR YOUR APPLICATION OR FIT FOR ANY PARTICULAR PURPOSE, OR WILL OPERATE IN YOUR IMPLEMENTATION. SILICON LABS AND ITS LICENSORS DO NOT WARRANT THAT THE DESIGN IMPLIED IN THIS SCHEMATIC IS PRODUCTION-WORTHY. YOU SHOULD COMPLETELY VALIDATE AND TEST YOUR DESIGN IMPLEMENTATION TO CONFIRM SYSTEM FUNCTIONALITY FOR YOUR APPLICATION.

Revision History

Rev.	Description
A00	Initial production release.
A01	Updated P200, P201, P2, U200, X2 OPNs.

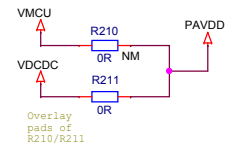
<p>SILICON LABS</p>		Board Name	
		EFR32xG22 QFN32 2.4 GHz 6 dBm Radio Board	
Designed TAB		Page Title	
		Title Page	
Approved RGU		Board Number	
		BRD4183A	
Size	Sheet Modified Date	Revision	
A3	Tuesday, April 13, 2021	A01	
COPYRIGHT SILICON LABORATORIES INC. 2020		CONFIDENTIAL – SUBJECT TO TERMS OF USE	
		Sheet 1 of 4	

Antenna & Radio Interface

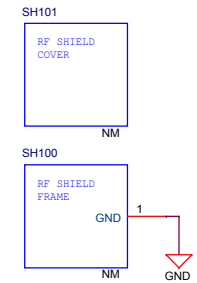


PAVDD Configuration

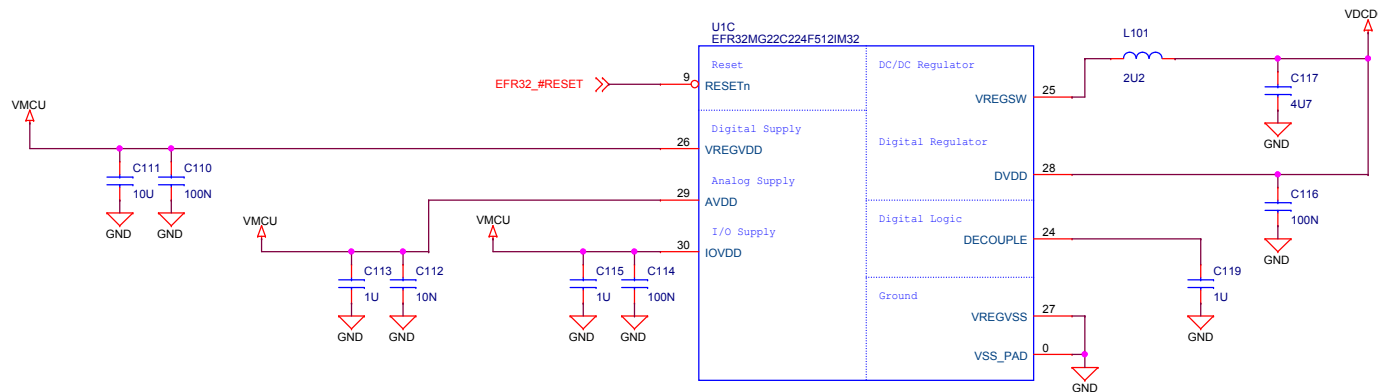
	Power Config 1 VMCU to PAVDD	Power Config 2 DCDC to PAVDD
R210	Mount	Not mount
R211	Not mount	Mount




RF Shielding

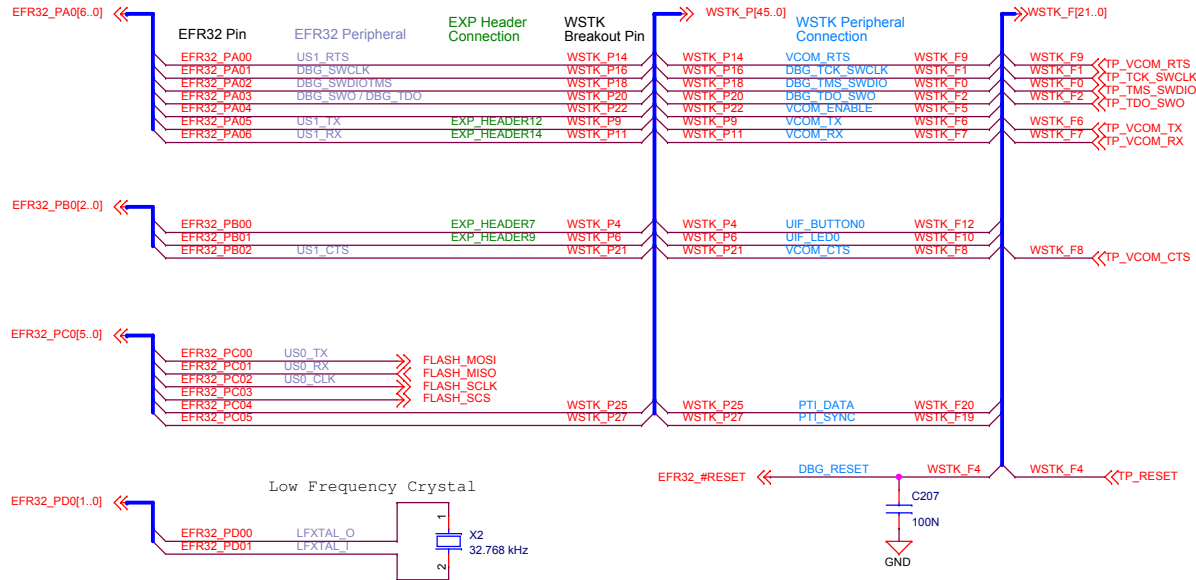


Power & Decoupling

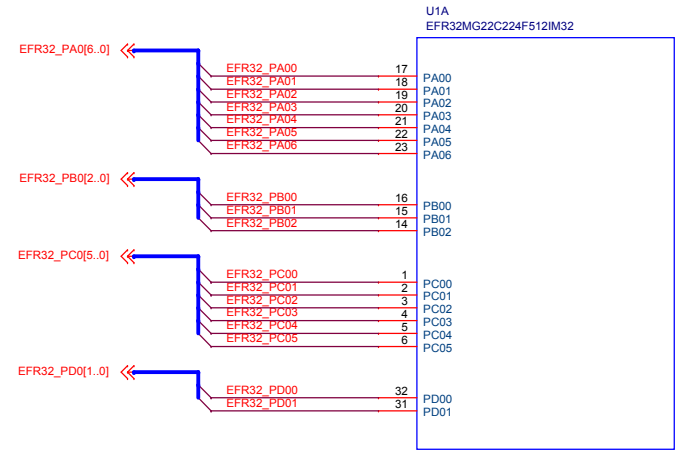


 SILICON LABS		Board Name	
		EFR32xG22 QFN32 2.4 GHz 6 dBm Radio Board	
Designed TAB		Page Title	
		RF, Antenna and Power	
Approved RGU		Board Number	Revision
Size A3	Sheet Modified Date Tuesday, April 13, 2021	BRD4183A	A01
COPYRIGHT SILICON LABORATORIES INC. 2020 CONFIDENTIAL – SUBJECT TO TERMS OF USE			Sheet 2 of 4

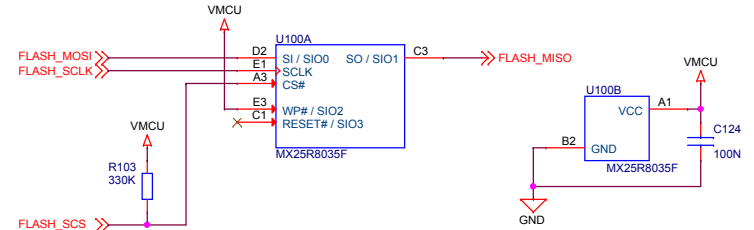
EFR32 Pin Mapping



EFR32 I/O Port Pins

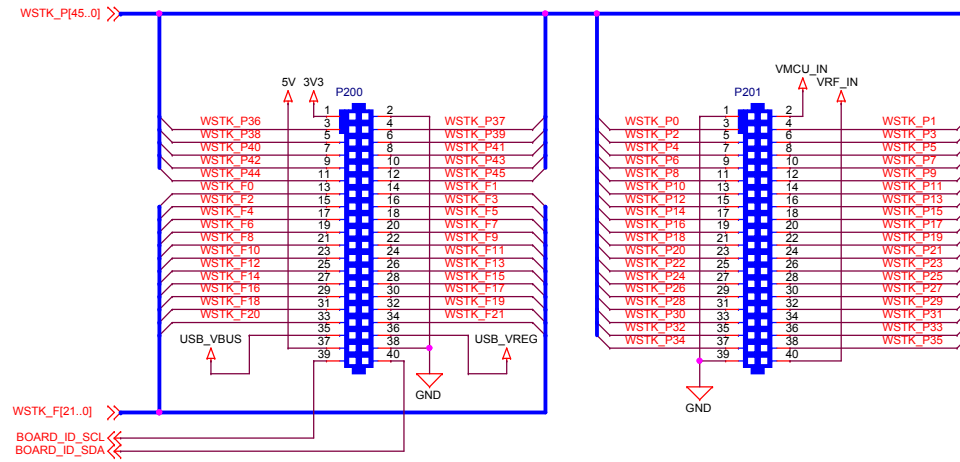


Serial Flash

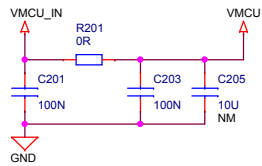


		Board Name	
		EFR32xG22 QFN32 2.4 GHz 6 dBm Radio Board	
SILICON LABS		Page Title	
		I/O Port Connections	
Designed TAB	Approved RGU	Board Number	Revision
Size A3	Sheet Modified Date Tuesday, April 13, 2021	BRD4183A	A01
COPYRIGHT SILICON LABORATORIES INC. 2020			CONFIDENTIAL – SUBJECT TO TERMS OF USE
			Sheet 3 of 4

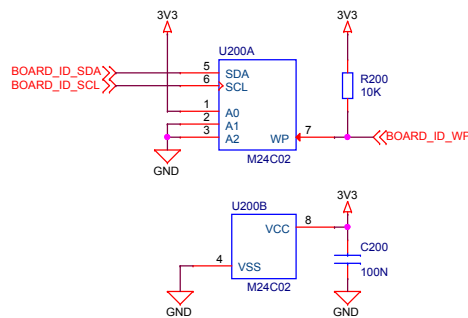
WSTK Connectors



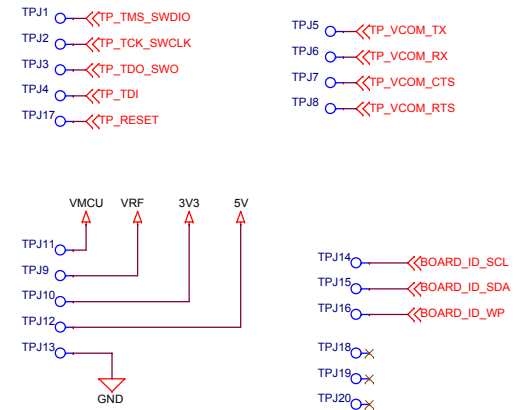
WSTK Power Decoupling




Board Identification



Test Points



		Board Name	
		EFR32xG22 QFN32 2.4 GHz 6 dBm Radio Board	
Designed TAB		Page Title	
		WSTK Connectors & Board ID	
Size	Sheet Modified Date	Board Number	Revision
A3	Tuesday, April 13, 2021	BRD4183A	A01
COPYRIGHT SILICON LABORATORIES INC. 2020			CONFIDENTIAL – SUBJECT TO TERMS OF USE
Sheet			4 of 4