



MGM220PC22 Wireless Gecko Module wireless Starter Kit Radio Board

Board Function	Page
Title Page	1
Module Pin Assignments	2
WSTK Connectors & Board ID	3

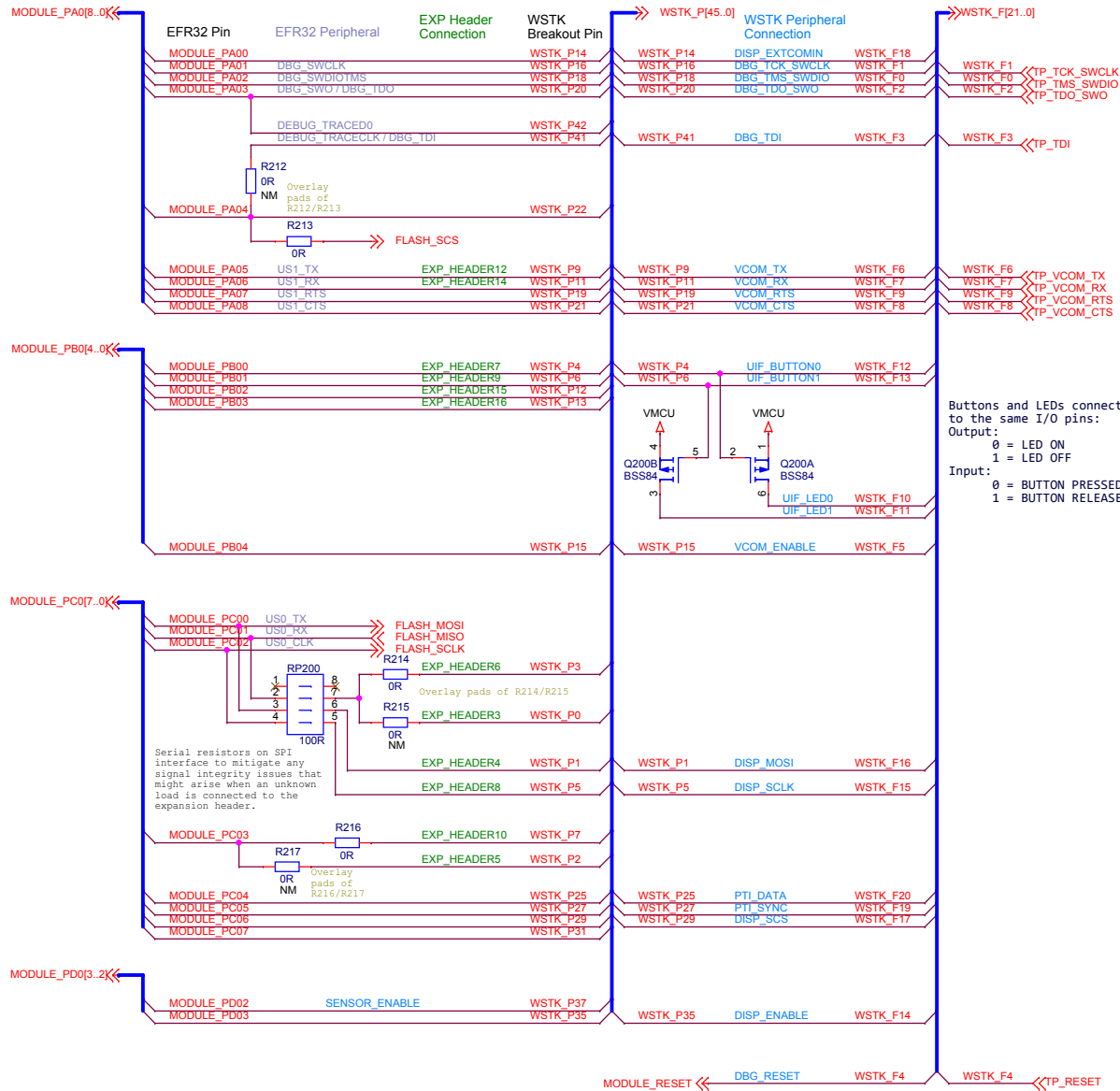
Revision History	
Rev.	Description
A00	Initial production release.
A01	Updated PCB silkscreen, variant ID, schematic title.

LEGAL NOTICE:
SILICON LABORATORIES INC. ("SILICON LABS") AND/OR ITS LICENSORS DO NOT WARRANT THE ACCURACY OR COMPLETENESS OF THIS SCHEMATIC OR ANY INFORMATION CONTAINED WITHIN THIS SCHEMATIC. IT IS PROVIDED "AS-IS" FOR REFERENCE ONLY. SILICON LABS DOES NOT WARRANT THAT THIS DESIGN WILL MEET THE SPECIFICATIONS, BE SUITABLE FOR YOUR APPLICATION OR FIT FOR ANY PARTICULAR PURPOSE, OR WILL OPERATE IN YOUR IMPLEMENTATION. SILICON LABS AND ITS LICENSORS DO NOT WARRANT THAT THE DESIGN IMPLIED IN THIS SCHEMATIC IS PRODUCTION-WORTHY. YOU SHOULD COMPLETELY VALIDATE AND TEST YOUR DESIGN IMPLEMENTATION TO CONFIRM SYSTEM FUNCTIONALITY FOR YOUR APPLICATION.

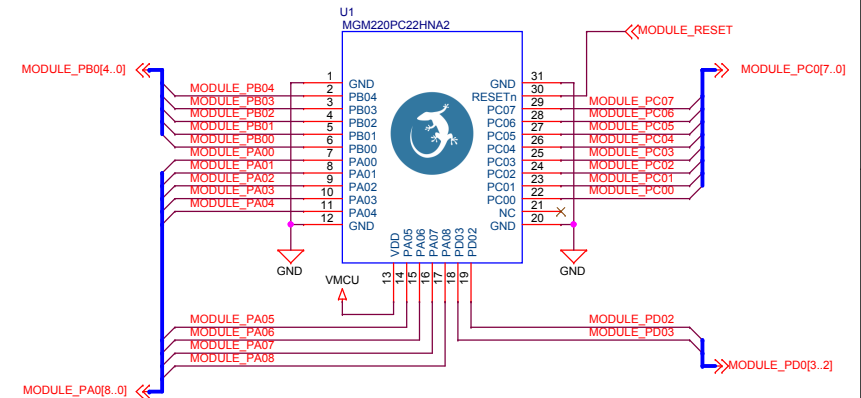


<h3>SILICON LABS</h3>		Schematic Title	
		MGM220PC22 Wireless Gecko Module Radio Board	
Designed: TAB		Approved: JSH	
Page Title		Title Page	
Size A3	BOM Doc No: <Cage Code>	Document number BRD4311B	Revision A01
Design Created Date: Friday, November 03, 2017	Sheet Created Date Friday, November 03, 2017	Sheet Modified Date Thursday, April 30, 2020	Sheet 1 of 3

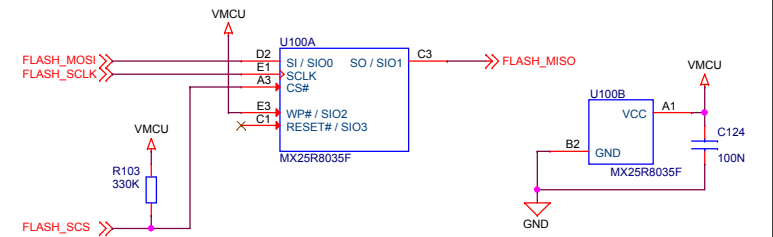
Module Pin Mapping



Module Footprint

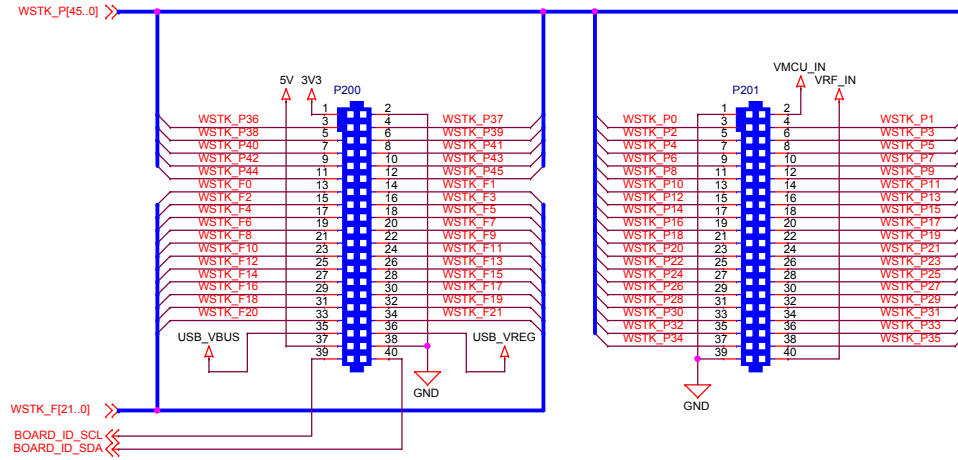


Serial Flash

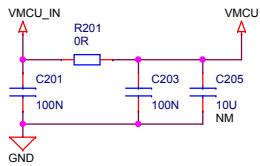


		Schematic Title	
		MGM220PC22 Wireless Gecko Module Radio Board	
Size A3		Page Title	
		Module Pin Assignments	
Designed: TAB	Approved: JSH	Document number	Revision
BOM Doc No: <Cage Code>		BRD4311B	A01
Design Created Date: Friday, November 03, 2017	Sheet Created Date Friday, November 03, 2017	Sheet Modified Date Thursday, April 30, 2020	Sheet 2 of 3

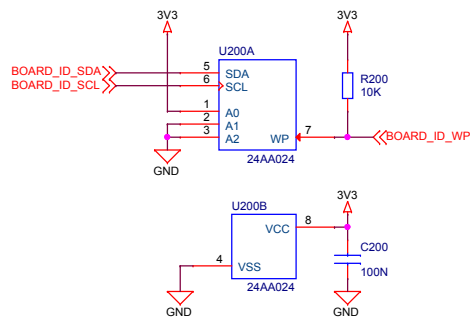
WSTK Connectors



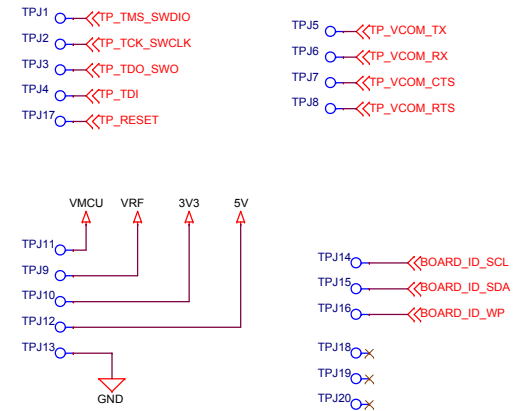
WSTK Power Decoupling



Board Identification



Test Points



		Schematic Title	
		MGM220PC22 Wireless Gecko Module Radio Board	
Designed: TAB Approved: JSH		Page Title	
		WSTK Connectors & Board ID	
Size A3	BOM Doc No: <Cage Code>	Document number	Revision
Design Created Date: Friday, November 03, 2017		BRD4311B	A01
	Sheet Created Date: Friday, November 03, 2017	Sheet Modified Date: Thursday, April 30, 2020	Sheet 3 of 3